

Educator Preparation Institutional Report Card  
*for Performance on Required Content Knowledge and Pedagogy Tests*

and

*Responses to the First-Year Teacher Survey created by the*  
Alabama Association of Colleges for Teacher Education

for

Samford University

Administered by the  
Alabama State Department of Education

September 2021

## Report Card and Survey Information

### Educator Preparation Institutional Report Card

#### *Performance on Required Content Knowledge and Pedagogy Tests*

To earn an Alabama educator certificate, based on completion of a traditional approach, an applicant must complete an approved program with a prescribed grade point average (GPA) and meet assessment requirements. Prior to September 1, 2018, assessment requirements included a written test of pedagogical knowledge, Principles of Learning and Teaching (PLT), and a Praxis content test specific to the teaching field or subject for which certification is sought. Effective September 1, 2018, edTPA, a performance assessment, replaced the PLT. No exceptions are made with regard to these requirements.

#### *Responses to the First-Year Teacher Survey created by the*

### Alabama Association of Colleges for Teacher Education

Alabama Association of Colleges for Teacher Education members developed a survey to be administered electronically to first-year teachers who, during the 2017-2018 school year, completed an Alabama State Board of Education-approved undergraduate (Class B) or alternative master's degree (Class A) program leading to their first or initial Professional Educator Certificate. A companion survey was administered electronically to the employers of those first-year teachers. Data provided in this report include a summary of survey categories and the percentage of first-year teachers who strongly agreed, agreed, disagreed, or strongly disagreed that their program prepared them to teach successfully. The data also provide the percentage of employers who rated their first-year teachers as teacher leader, effective teacher, emerging teacher, or ineffective teacher.

Educator Preparation Institutional Report Card  
 Performance on Required Content Knowledge and Pedagogy  
**Samford University - Program Information**

Program Approval & Accreditation

<i>Programs Are Approved</i>	<b>Yes</b>
<i>Programs Are Accredited</i>	<b>Yes</b>

Number of Class B Certificates Earned  


---

**88**

Number of Class A Certificates Earned  


---

**35**

Nationally Recognized Programs

Class B	Early Childhood Education	National Association for the Education of Young Children
	English Language Arts	National Council for Teachers of English
	General Social Studies	National Council for the Social Studies
	Music Education	National Association of Schools of Music
Class A	Early Childhood Education	National Association for the Education of Young Children
	Elementary Education	Association for Childhood Education International
	English Language Arts	National Council for Teachers of English
	General Social Studies	National Council for the Social Studies
	Gifted Education	National Association of Gifted Children
	Instructional Leadership	Educational Leadership Constituent Council
	Mathematics	National Council of Teachers of Mathematics
	Music Education	National Association of Schools of Music
	Physical Education	National Association for Sport and Physical Education
Class AA	Instructional Leadership	Educational Leadership Constituent Council

Educator Preparation Institutional Report Card  
 Performance on Required Content Knowledge and Pedagogy  
 Samford University - Bachelor's - Principles of Teaching and Learning

\* - Information not reported for less than five test takers  
 X - Either an inactive program or no program in the specific area

Test Heading	Subtest	Number of Test Takers	Number Passed After One Attempt	Percent Passed After One Attempt	Number Passed After Two Attempts	Percent Passed After Two Attempts	Number Passed After Three or more Attempts	Percent Passed After Three or more Attempts
Special Education	Special Education	*	*	*	*	*	*	*

*Program Approval & Accreditation*

<i>Programs Are Approved</i>	<b>Yes</b>
<i>Programs Are Accredited</i>	<b>Yes</b>

*Number of Class B Certificates Earned*

**88**

*Nationally Recognized Programs*

Class B	Early Childhood Education	National Association for the Education of Young Children
	English Language Arts	National Council for Teachers of English
	General Social Studies	National Council for the Social Studies
	Music Education	National Association of Schools of Music

Educator Preparation Institutional Report Card  
 Performance on Required Content Knowledge and Pedagogy  
 Samford University - Bachelor's - IN ED Praxis Content Tests

\* - Information not reported for less than five test takers

X - Either an inactive program or no program in the specific area

Test Heading	Subtest	Number of Test Takers	Number Passed After One Attempt	Percent Passed After One Attempt	Number Passed After Two Attempts	Percent Passed After Two Attempts	Number Passed After Three or more Attempts	Percent Passed After Three or more Attempts
Early Childhood Education	Early Childhood Education	18	18	100%	0	0%	0	0%
	Teaching Reading	18	18	100%	0	0%	0	0%
Elementary Education	Multiple Subjects: Reading	20	19	95%	0	0%	1	5%
	Teaching of Reading	20	20	100%	0	0%	0	0%
Special Education	Core Knowledge/ Application	19	19	100%	0	0%	0	0%
	Early Childhood Education	18	18	100%	0	0%	0	0%
	Multiple Subjects: Reading	19	18	95%	0	0%	1	5%

Program Approval & Accreditation

Programs Are Approved **Yes**

Programs Are Accredited **Yes**

Nationally Recognized Programs

Class B	Program	Recognizing Organization
	Early Childhood Education	National Association for the Education of Young Children
	English Language Arts	National Council for Teachers of English
	General Social Studies	National Council for the Social Studies
	Music Education	National Association of Schools of Music

Number of Class B Certificates Earned

88

Educator Preparation Institutional Report Card  
 Performance on Required Content Knowledge and Pedagogy  
 Samford University - Bachelor's - NOT IN ED Praxis Content Tests

\* - Information not reported for less than five test takers

X - Either an inactive program or no program in the specific area

Test Heading	Subtest	Number of Test Takers	Number Passed After One Attempt	Percent Passed After One Attempt	Number Passed After Two Attempts	Percent Passed After Two Attempts	Number Passed After Three or more Attempts	Percent Passed After Three or more Attempts
Elementary Education	Multiple Subjects: Mathematics	20	19	95%	0	0%	1	5%
	Multiple Subjects: Science	20	17	85%	0	0%	3	15%
	Multiple Subjects: Social Studies	20	18	90%	0	0%	2	10%
English Language Arts	English Language Arts	*	*	*	*	*	*	*
Performing Arts	Performing Arts	*	*	*	*	*	*	*
Social Studies	Social Studies	*	*	*	*	*	*	*
Special Education	Multiple Subjects: Mathematics	19	18	95%	0	0%	1	5%
	Multiple Subjects: Science	19	16	84%	0	0%	3	16%
	Multiple Subjects: Social Studies	19	17	89%	2	11%	0	0%

Program Approval & Accreditation

Programs Are Approved **Yes**

Programs Are Accredited **Yes**

Nationally Recognized Programs

Class B	Early Childhood Education	National Association for the Education of Young Children
	English Language Arts	National Council for Teachers of English
	General Social Studies	National Council for the Social Studies
	Music Education	National Association of Schools of Music

Number of Class B Certificates Earned

88

Educator Preparation Institutional Report Card  
 Performance on Required Content Knowledge and Pedagogy  
 Samford University - Bachelor's - edTPA

\* - Information not reported for less than five test takers

X - Either an inactive program or no program in the specific area

Test Heading	Subtest	Number of Test Takers	Number Passed After One Attempt	Percent Passed After One Attempt	Number Passed After Two Attempts	Percent Passed After Two Attempts	Number Passed After Three or more Attempts	Percent Passed After Three or more Attempts
Elementary Education	Elementary Education	19	18	95%	0	0%	1	5%
English Language Arts	English Language Arts	*	*	*	*	*	*	*
Performing Arts	Performing Arts	*	*	*	*	*	*	*
Social Studies	Social Studies	*	*	*	*	*	*	*

Program Approval & Accreditation

Programs Are Approved **Yes**

Programs Are Accredited **Yes**

Number of Class B Certificates Earned

**88**

Nationally Recognized Programs

Class B	Early Childhood Education	National Association for the Education of Young Children
	English Language Arts	National Council for Teachers of English
	General Social Studies	National Council for the Social Studies
	Music Education	National Association of Schools of Music

Educator Preparation Institutional Report Card  
 Performance on Required Content Knowledge and Pedagogy  
 Samford University - Alternative Master's - Principles of Teaching and Learning

\* - Information not reported for less than five test takers

X - Either an inactive program or no program in the specific area

Test Heading	Subtest	Number of Test Takers	Number Passed After One Attempt	Percent Passed After One Attempt	Number Passed After Two Attempts	Percent Passed After Two Attempts	Number Passed After Three or more Attempts	Percent Passed After Three or more Attempts
English Language Arts	English Language Arts	*	*	*	*	*	*	*
Languages Other than English	Languages Other than English	*	*	*	*	*	*	*

Program Approval & Accreditation

Programs Are Approved **Yes**  
 Programs Are Accredited **Yes**

Number of Class A Certificates Earned

**35**

Nationally Recognized Programs

Class A	Early Childhood Education	National Association for the Education of Young Children
	Elementary Education	Association for Childhood Education International
	English Language Arts	National Council for Teachers of English
	General Social Studies	National Council for the Social Studies
	Gifted Education	National Association of Gifted Children
	Instructional Leadership	Educational Leadership Constituent Council
	Mathematics	National Council of Teachers of Mathematics
	Music Education	National Association of Schools of Music
	Physical Education	National Association for Sport and Physical Education



Educator Preparation Institutional Report Card  
 Performance on Required Content Knowledge and Pedagogy  
 Samford University - Alternative Master's - IN ED Praxis Content Tests

\* - Information not reported for less than five test takers

X - Either an inactive program or no program in the specific area

Test Heading	Subtest	Number of Test Takers	Number Passed After One Attempt	Percent Passed After One Attempt	Number Passed After Two Attempts	Percent Passed After Two Attempts	Number Passed After Three or more Attempts	Percent Passed After Three or more Attempts
Elementary Education	Multiple Subjects: Reading	11	9	82%	0	0%	2	18%
	Teaching of Reading	11	10	91%	1	9%	0	0%
Health/Physical Education	Health/Physical Education	*	*	*	*	*	*	*
Special Education	Core Knowledge/ Application	*	*	*	*	*	*	*
	Multiple Subjects: Reading	*	*	*	*	*	*	*

Program Approval & Accreditation

Programs Are Approved **Yes**

Programs Are Accredited **Yes**

Number of Class A Certificates Earned

**35**

Nationally Recognized Programs

Class A	Program	Recognizing Organization
	Early Childhood Education	National Association for the Education of Young Children
	Elementary Education	Association for Childhood Education International
	English Language Arts	National Council for Teachers of English
	General Social Studies	National Council for the Social Studies
	Gifted Education	National Association of Gifted Children
	Instructional Leadership	Educational Leadership Constituent Council
	Mathematics	National Council of Teachers of Mathematics
	Music Education	National Association of Schools of Music
	Physical Education	National Association for Sport and Physical Education

Educator Preparation Institutional Report Card  
 Performance on Required Content Knowledge and Pedagogy  
 Samford University - Alternative Master's - NOT IN ED Praxis Content Tests

\* - Information not reported for less than five test takers  
 X - Either an inactive program or no program in the specific area

Test Heading	Subtest	Number of Test Takers	Number Passed After One Attempt	Percent Passed After One Attempt	Number Passed After Two Attempts	Percent Passed After Two Attempts	Number Passed After Three or more Attempts	Percent Passed After Three or more Attempts
Elementary Education	Multiple Subjects: Mathematics	11	6	55%	0	0%	5	45%
	Multiple Subjects: Science	11	8	73%	0	0%	3	27%
	Multiple Subjects: Social Studies	11	7	64%	0	0%	4	36%
English Language Arts	English Language Arts	*	*	*	*	*	*	*
Languages Other than English	Languages Other than English	*	*	*	*	*	*	*
Performing Arts	Performing Arts	*	*	*	*	*	*	*
Sciences	Sciences	*	*	*	*	*	*	*
Social Studies	Social Studies	*	*	*	*	*	*	*
Special Education	Multiple Subjects: Mathematics	*	*	*	*	*	*	*
	Multiple Subjects: Science	*	*	*	*	*	*	*
	Multiple Subjects: Social Studies	*	*	*	*	*	*	*

Program Approval & Accreditation

Programs Are Approved **Yes**  
 Programs Are Accredited **Yes**

Number of Class A Certificates Earned

**35**

Nationally Recognized Programs

Class A	Program	Recognized Program
	Early Childhood Education	National Association for the Education of Young Children
	Elementary Education	Association for Childhood Education International
	English Language Arts	National Council for Teachers of English
	General Social Studies	National Council for the Social Studies
	Gifted Education	National Association of Gifted Children
	Instructional Leadership	Educational Leadership Constituent Council
	Mathematics	National Council of Teachers of Mathematics
	Music Education	National Association of Schools of Music
	Physical Education	National Association for Sport and Physical Education

Educator Preparation Institutional Report Card  
 Performance on Required Content Knowledge and Pedagogy  
 Samford University - Alternative Master's - edTPA

\* - Information not reported for less than five test takers

X - Either an inactive program or no program in the specific area

Test Heading	Subtest	Number of Test Takers	Number Passed After One Attempt	Percent Passed After One Attempt	Number Passed After Two Attempts	Percent Passed After Two Attempts	Number Passed After Three or more Attempts	Percent Passed After Three or more Attempts
Elementary Education	Elementary Education	11	9	82%	0	0%	2	18%
English Language Arts	English Language Arts	*	*	*	*	*	*	*
Health/Physical Education	Health/Physical Education	*	*	*	*	*	*	*
Performing Arts	Performing Arts	*	*	*	*	*	*	*
Sciences	Sciences	*	*	*	*	*	*	*
Social Studies	Social Studies	*	*	*	*	*	*	*
Special Education	Special Education	*	*	*	*	*	*	*

Program Approval & Accreditation

Programs Are Approved **Yes**

Programs Are Accredited **Yes**

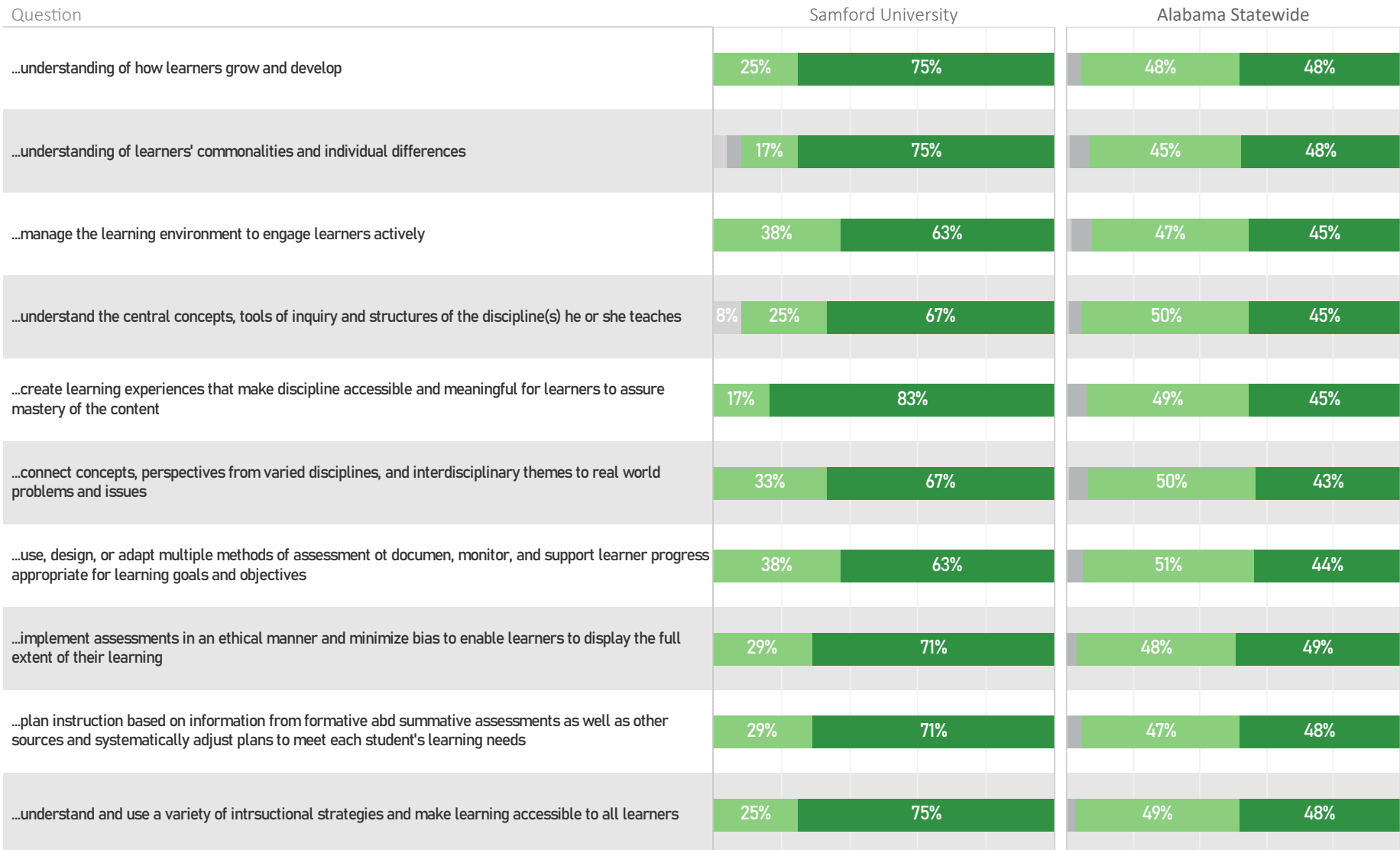
Number of Class A Certificates Earned

**35**

Nationally Recognized Programs

Class A	Program	Nationally Recognized Program
	Early Childhood Education	National Association for the Education of Young Children
	Elementary Education	Association for Childhood Education International
	English Language Arts	National Council for Teachers of English
	General Social Studies	National Council for the Social Studies
	Gifted Education	National Association of Gifted Children
	Instructional Leadership	Educational Leadership Constituent Council
	Mathematics	National Council of Teachers of Mathematics
	Music Education	National Association of Schools of Music
	Physical Education	National Association for Sport and Physical Education

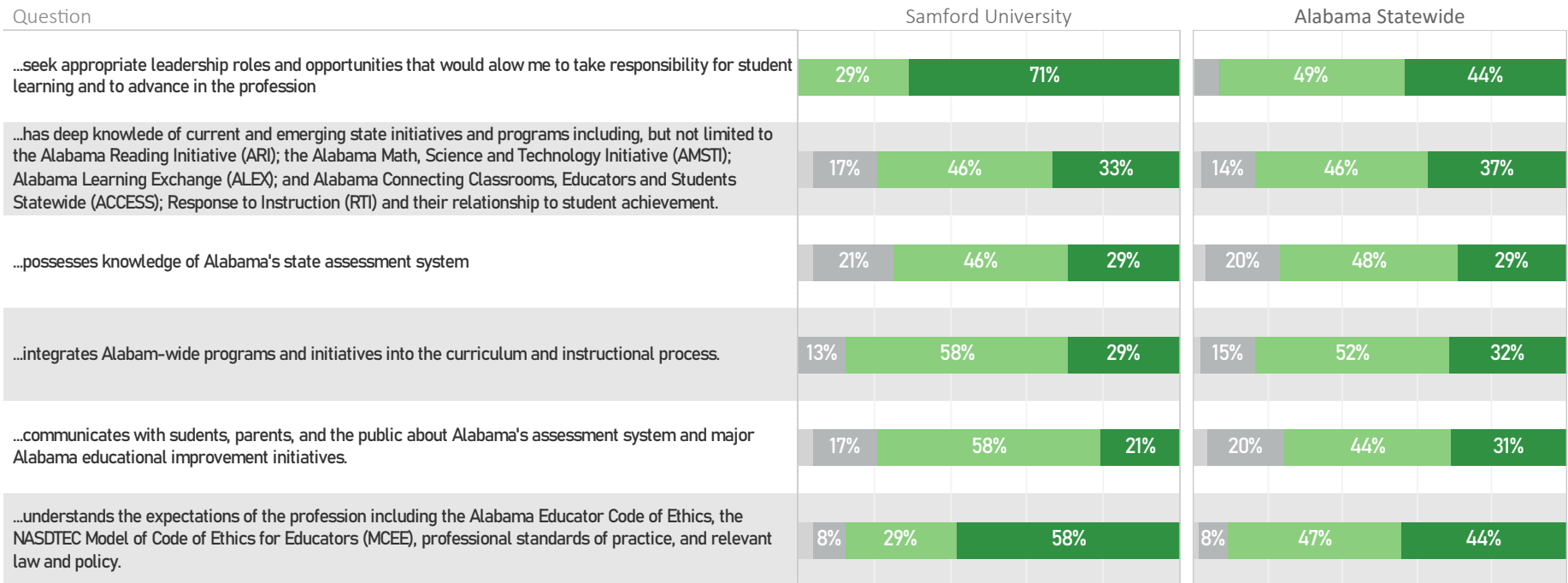
Responses to the First-Year Teacher Survey created by the  
Alabama Association of Colleges for Teacher Education  
Samford University - Teacher Responses



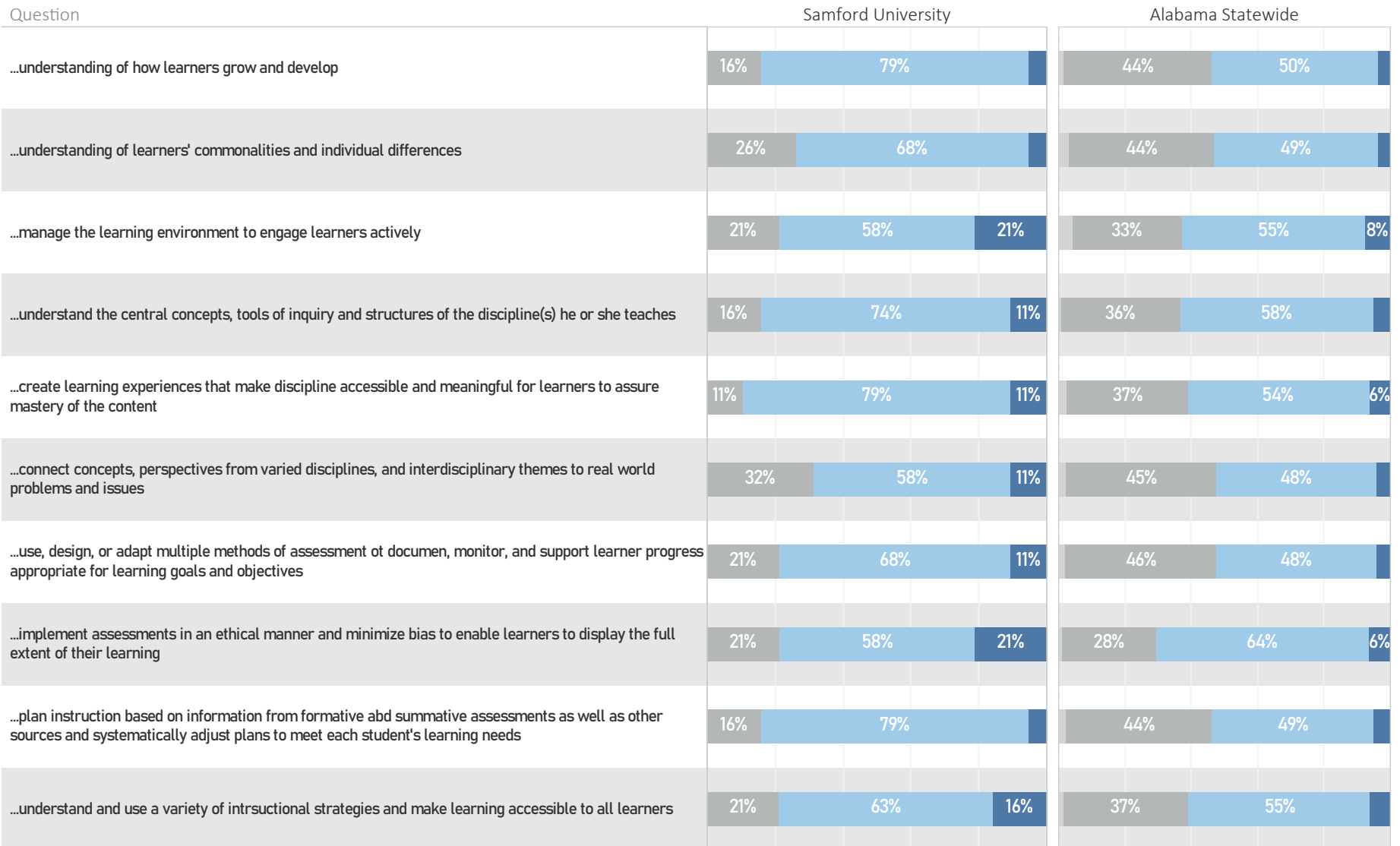
Responses to the First-Year Teacher Survey created by the  
Alabama Association of Colleges for Teacher Education  
Samford University - Teacher Responses



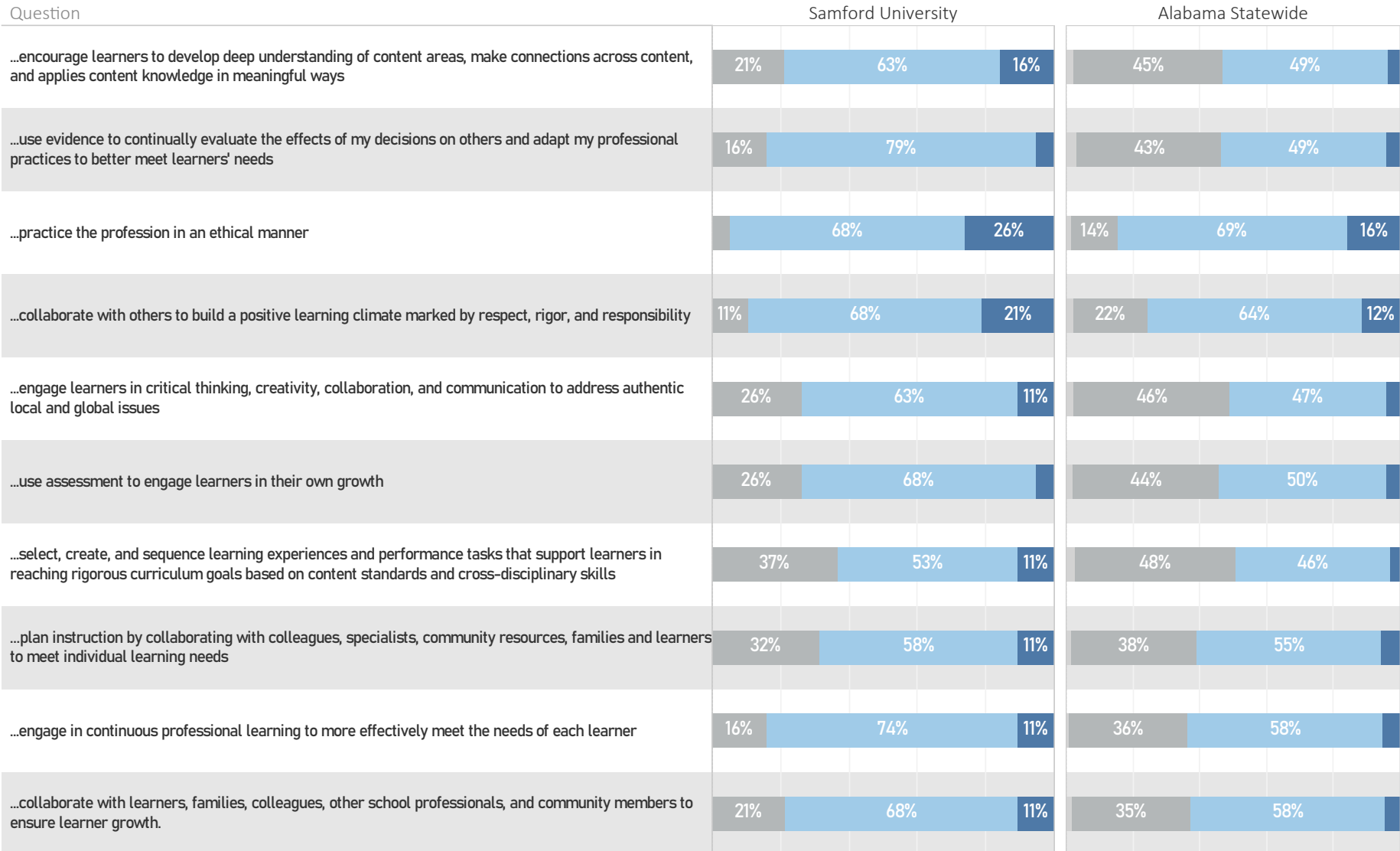
Responses to the First-Year Teacher Survey created by the  
Alabama Association of Colleges for Teacher Education  
Samford University - Teacher Responses



Responses to the First-Year Teacher Survey created by the Alabama Association of Colleges for Teacher Education  
 Samford University - Employer Responses

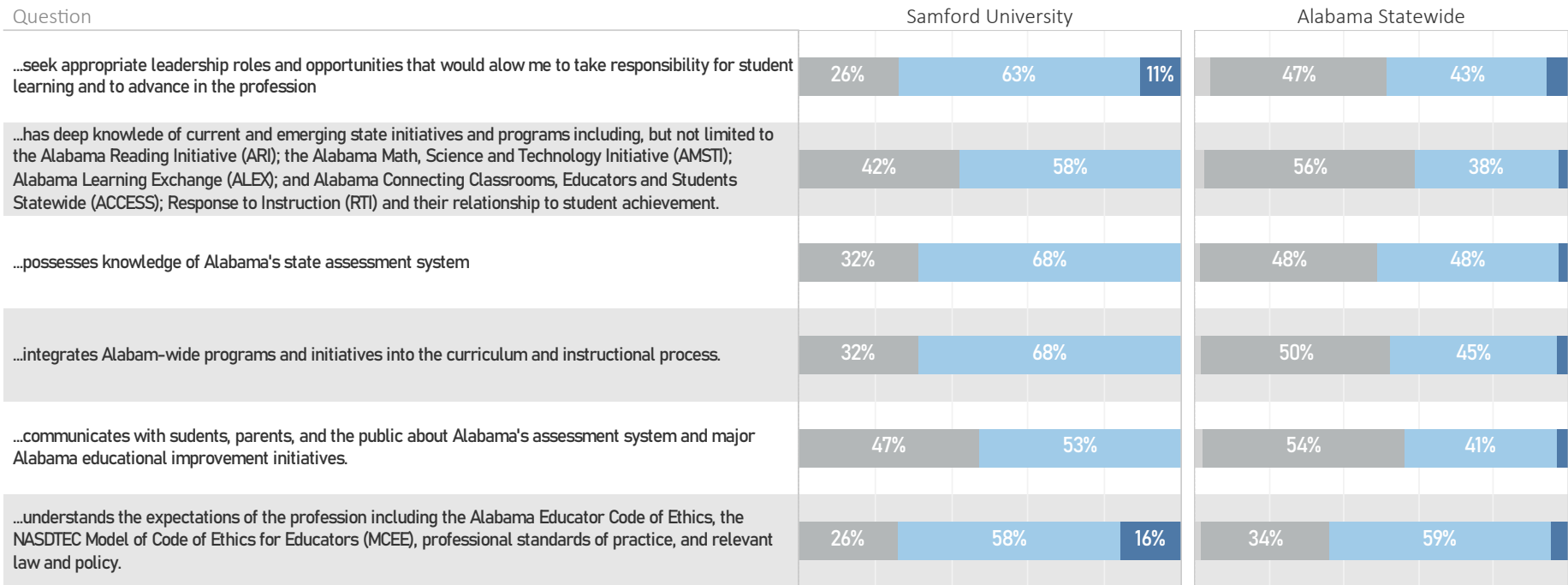


Responses to the First-Year Teacher Survey created by the  
Alabama Association of Colleges for Teacher Education  
Samford University - Employer Responses

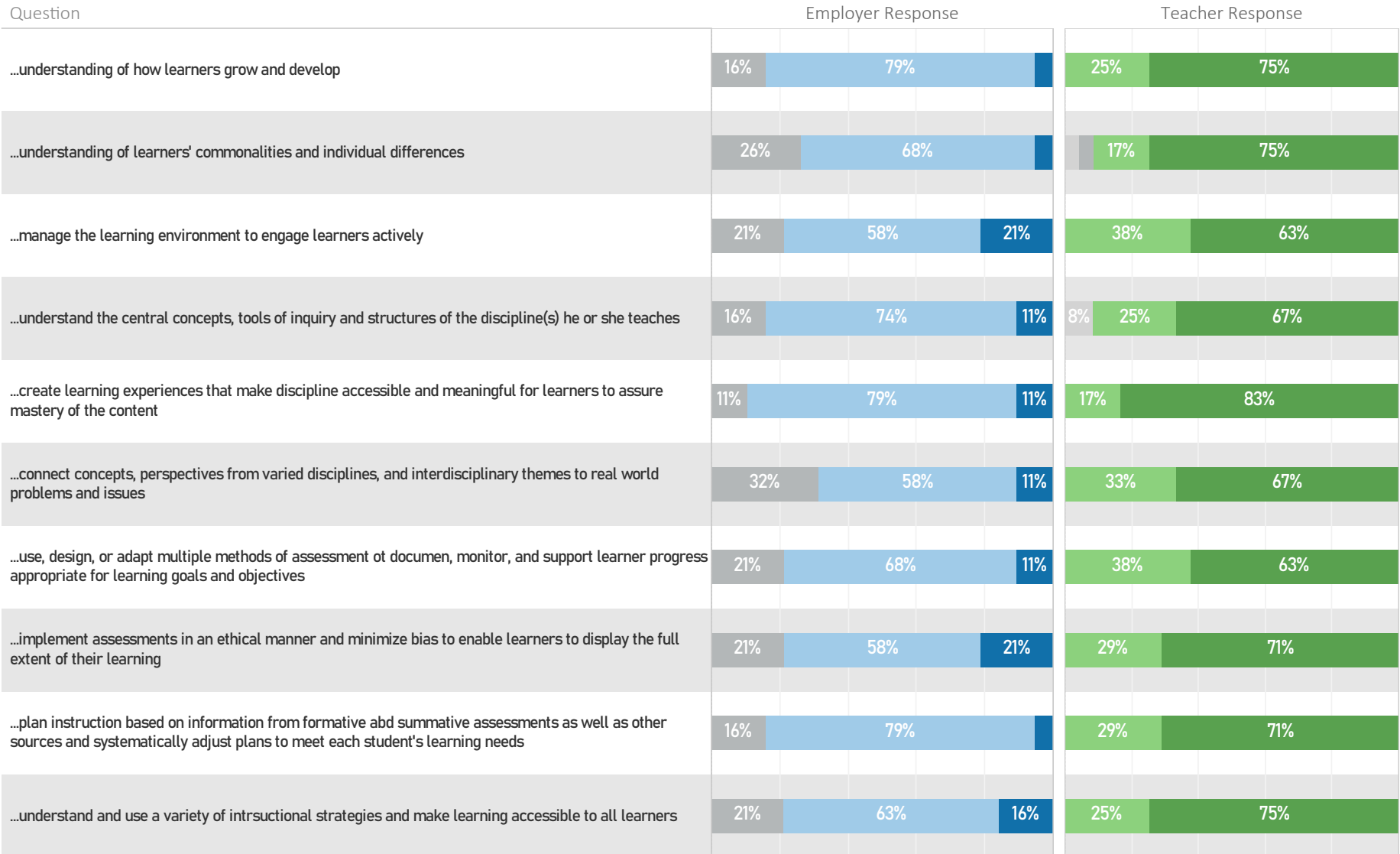
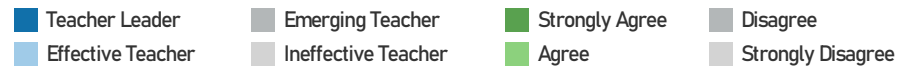




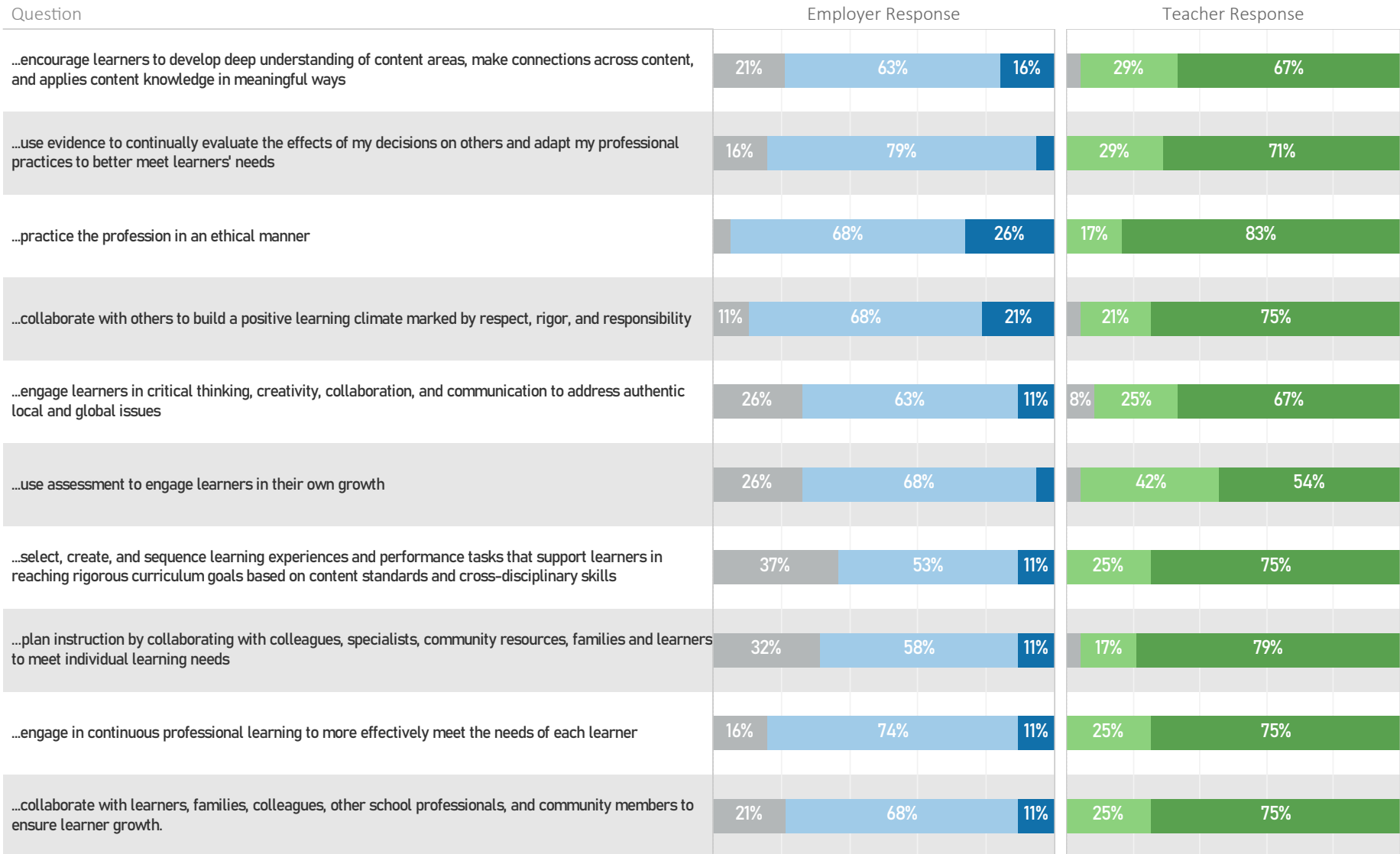
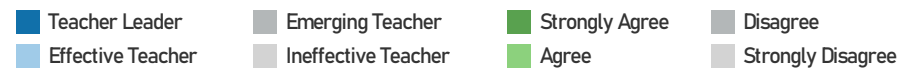
Responses to the First-Year Teacher Survey created by the  
Alabama Association of Colleges for Teacher Education  
Samford University - Employer Responses



Responses to the First-Year Teacher Survey created by the Alabama Association of Colleges for Teacher Education  
 Samford University - Employer and Teacher Responses



Responses to the First-Year Teacher Survey created by the Alabama Association of Colleges for Teacher Education  
 Samford University - Employer and Teacher Responses



Responses to the First-Year Teacher Survey created by the Alabama Association of Colleges for Teacher Education  
 Samford University - Employer and Teacher Responses

